

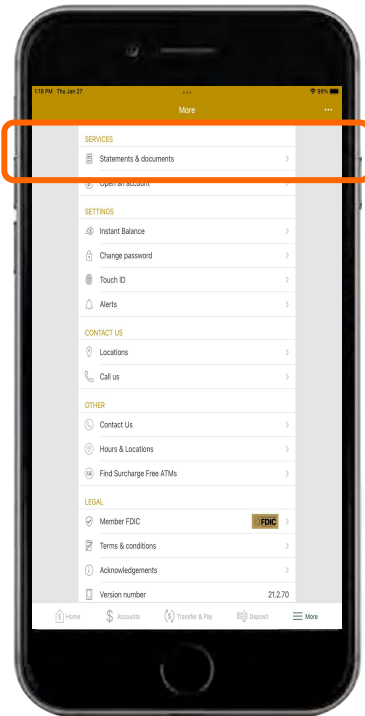
eSTATEMENTS IN FMUB'S MOBILE APP

How to view your account statements and documents from your FMUB mobile app

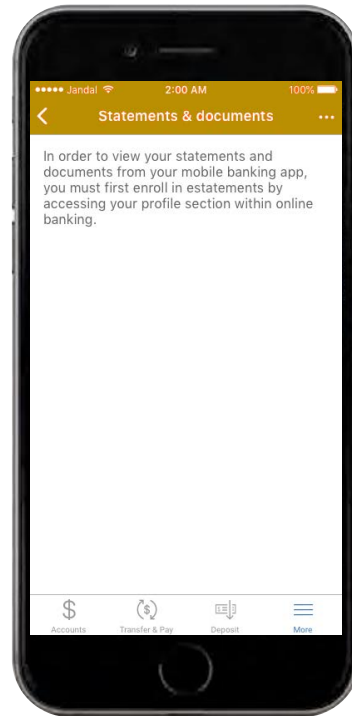
Getting started with eStatements in the mobile app



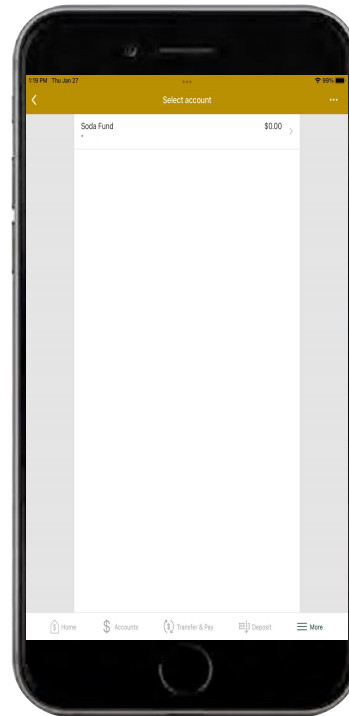
Farmers & Merchants
Union Bank



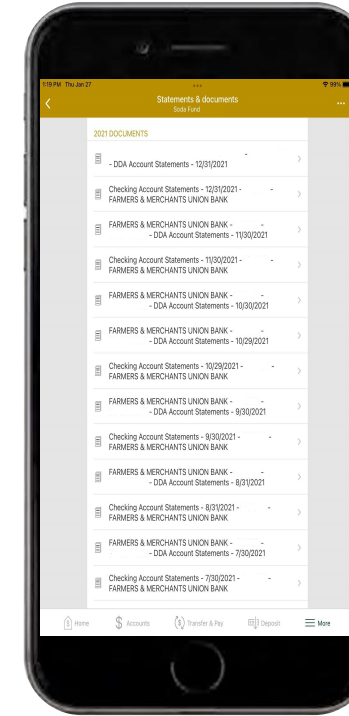
After logging in to FMUB's mobile banking app, tap the **"More"** button at the lower right-hand corner of the screen. To view your statements, tap the **"Statements & documents"** button.




If you have not yet enrolled in eStatements from FMUB's Online Banking site, you will be prompted with instructions on how to enroll in eStatements in your profile section within online banking. Once you are enrolled, you will be able to view your statements from your mobile app.



After tapping the **"Statements & documents"** button, select the account from which you would like to view your statements and documents.



Tap on the statement or document you would like to view from your list of documents.



Your statement will appear on the screen in a PDF document. You can either close the document using the **"Close"** button, or email the document using the navigation at the top right-hand corner of the screen.

